

LTX Technical Data

Electric Tractor and Transporter

LTX 70

LTX-T 08



LTX Electric Tractor and Transporter

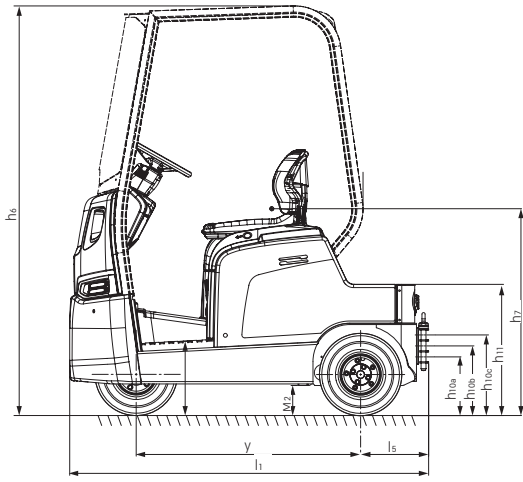
Intelligent pulling

This specification sheet, which conforms to VDI guideline 2198, provides the technical values for the standard equipment only. Different tyres, other masts, the use of accessories, etc. may result in other values.

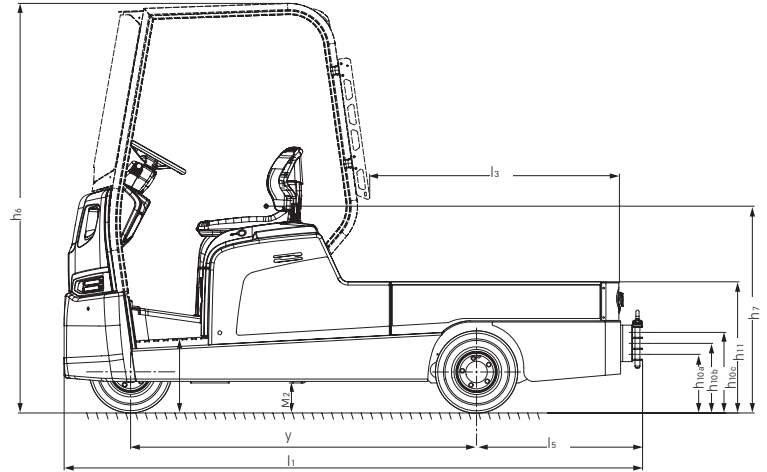


					LTX 70		LTX-T 08	
Distinguishing marks	1.1	Manufacturer				STILL		STILL
	1.2	Manufacturer's type designation				LTX 70		LTX-T 08
	1.3	Drive				Electro		Electro
	1.4	Operation				Seated		Seated
	1.5	Nominal load capacity/load	Q	kg		150		800
	1.7	Rated drawbar pull	F	N		1400		1400
Weights	1.9	Wheel base	y	mm		1190		1795
	2.1	Weight incl. battery		kg		1515/1260		1470/1215
	2.2	Axle load, laden		kg		662/853		580/1435 740/1530
	2.3	Axle load, unladen		kg		550/710		580/635 740/730
Tyres/chassis	3.1	Tyres				Superelastic/pneumatic/Air		Superelastic/pneumatic/Air
	3.2	Tyre size	front			4.00-8/6PR		4.00-8
	3.3	Tyre size	rear			4.00-8/6PR		4.00-8
	3.5	Number of wheels (x = driven wheel)	front/rear			1/2x		1/2x
	3.7	Track width	rear	b ₁₁	mm	860		860
Basic dimensions	4.7	Height to top of overhead guard (cabin)		h ₆	mm	2070		2070
	4.8	Seat height relative to SIP		h ₇	mm	1020		1020
	4.12	Coupling height a, b, c		h ₁₀	mm	285/340/395		285/340/395
	4.13	Loading height, unladen		h ₁₁	mm	645		680
	4.16	Length of loading platform	with/without cabin	l ₃	mm	265/520		1275/1415
	4.17	Length of overhang		l ₅	mm	350		840
	4.18	Width of loading platform		b ₉	mm	900		900
	4.19	Overall length		l ₁	mm	1830		2955
	4.21	Overall width		b ₁	mm	998		998
	4.32	Ground clearance at centre of wheel base		m ₂	mm	135		135
	4.34	Working aisle width		A _{st}	mm	2765		3520
	4.35	Outer turning radius	front	W _{af}	mm	1650		2230
	4.35.1	Turning radius	rear	W _{ar}	mm	1115		1290
4.36	Inner turning radius		b ₁₃	mm	600		600	
Performance data	5.1	Speed	laden/unladen		km/h	11/19		11/20
	5.5	Drawbar pull	laden/unladen		N	See diagram		See diagram
	5.6	Max. drawbar pull	laden/unladen		N	See diagram		See diagram
	5.7	Gradeability	laden/unladen		%	See diagram		See diagram
	5.8	Max. gradeability	laden/unladen		%	See diagram		See diagram
5.10	Brakes					Hydraulic/electric		Hydraulic/electric
Electric engine	6.1	Drive motor, output S2 60 min			kW	4.5		4.5
	6.3	Battery equipment to DIN 4353/35/36 A, B, C				DIN 43531 A		DIN 43531 A
	6.4	Battery capacity K ₅			V/Ah	48 V 3PzS 345/375		48 V 3PzS 240
	6.5	Battery weight			kg	560		394
	10.7	Sound pressure level L _{PAZ} (driver's seat)			dB(A)	60		60
Misc.	10.8	Trailer coupling, type/DIN				3-steps-coupling		3-steps-coupling
	10.9	Height step	min./max.		mm	350/370		350/370
		Battery change				Lateral		Lateral

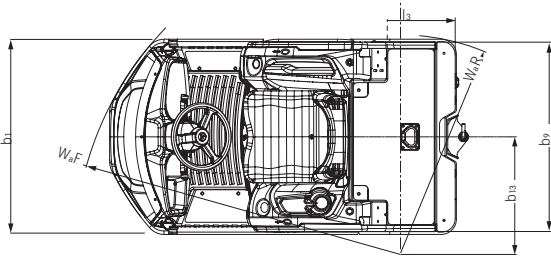
LTX Electric Tractor and Transporter
 Technical Drawings



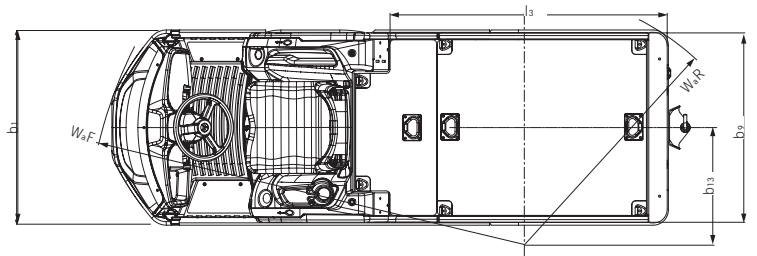
LTX 70 Side view



LTX-T 08 Side view



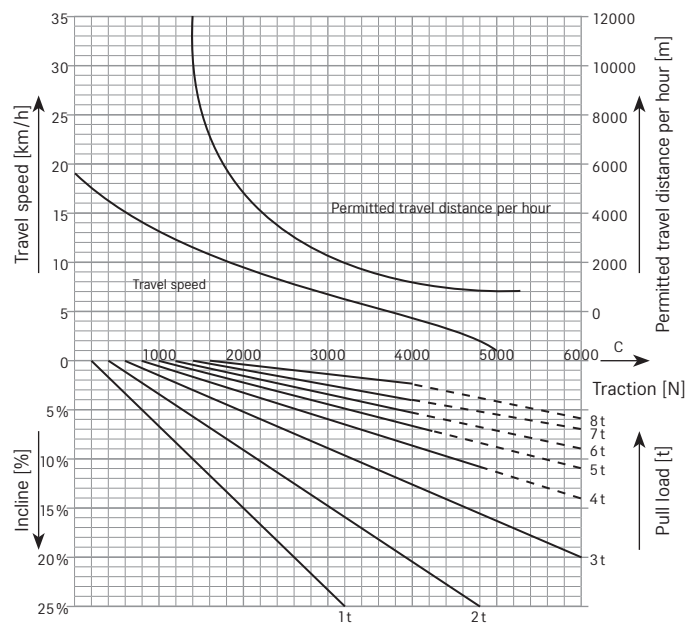
LTX 70 Top view



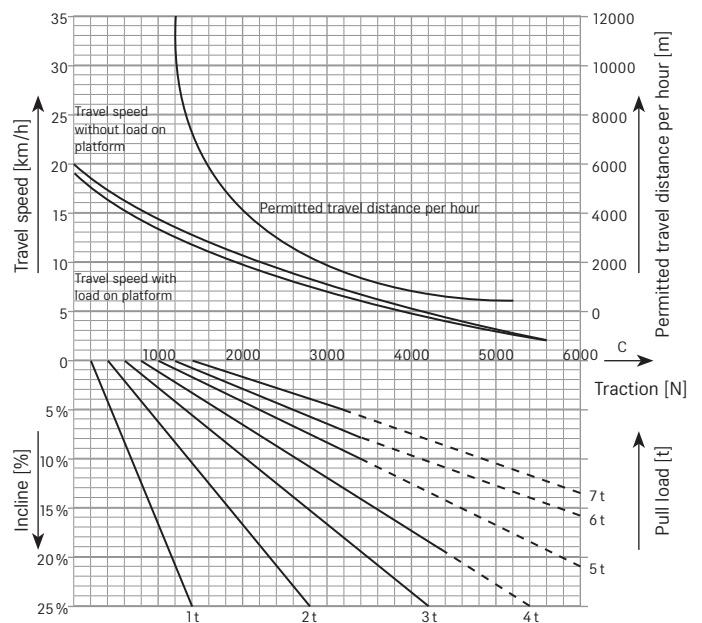
LTX-T 08 Top view

Performance diagram

Performance diagram LTX 70



Performance diagram LTX-T 08



Where the pull load is indicated by a solid line. It is possible to re start the equipment on an incline after stopping.

The permitted travel distance per hour is the total distance including the return journey and descents. It is recommended to use trailers with brakes if the trailer weight is more than 2.5 t and for all trailer loads if there is travel on inclines/gradients.

LTX Electric Tractor and Transporter
Detailed Photos



Lateral battery change



STILL Ramp Indicator



Pedestrian function



Large footwell



Step



Adjustable steering column



LED daytime driving lights



LTX Electric Tractor and Transporter

Intelligent pulling

Low access step and spacious footwell

LED daytime driving lights – low energy consumption, high safety level, long durability

Pedestrian operation provides efficient production supply



Three letters stand for the next stage of evolution in electric tractors and transport vehicles: LTX. This forward-looking forklift truck pulls up to eight tonnes quickly and reliably to wherever you want – whether indoors or outdoors. The automatic parking brake ensures safe starting on ramps and easy dismounting: It is activated as soon as the vehicle is stationary. The STILL Ramp Indicator also informs the driver at all times of the current incline or gradient. Achieving optimal forklift truck utilisation has never been easier. Even frequent entry and exit over short distances is a thing of the past with the LTX, as with pedestrian operation the vehicle follows the operator at every turn.

It is not just the low access step that makes it comfortable to take your seat in the truck: The driver's seat that is also used in the forklift sector impresses with its excellent springing and cushioning, while the spacious footwell also provides sufficient space for the largest work shoes. The durable and environmentally friendly LED daytime driving lights ensure the vehicle is visible at all times – a significant plus for safety at work. The multifunctional use, whether in the production supply, as tigger train, in the facility management or in the transport of luggage at airports: The future of more efficient horizontal transports has begun.

Extensive Equipment

Power

- High handling rate: pulls and transports loads of up to 8 tonnes
- Fast transport of goods thanks to top speed of up to 20 km/h and high gradeability
- Optimal forklift truck utilisation: gradient display informs you at a glance of the current incline and gradient situation

Precision

- Couple trailer quickly and safely with clear view of the trailer coupling
- Precision at the touch of a button: reversing device enables you to drive the tractor safely and precisely up to the trailer
- Sensitive acceleration and steering guarantee that goods are transported safely and smoothly

Ergonomics

- Pedestrian operation: simply touching a button saves frequent exits and entries on short stretches
- Comfortable seats: STILL has designed modern sprung and cushioned driver's seats for its forklift trucks to provide high levels of comfort
- Easy access thanks to low step
- Simple, fast, stress-free: lateral battery change gives renewed energy in just a few moments
- Always hands-free: generous storage facilities in the truck, e.g. for documents, drinking bottles and mobile devices
- Easily accessible load bed height of 680 mm (transporter) and 645 mm (tractor)

Compactness

- Compact design and extreme manoeuvrability for optimum working performance, combined with sensitive drive control

Safety

- Optimum safety through combination of three braking systems: electric brake, hydraulic brake and automatic parking brake
- Be seen: LED daytime driving lights make the vehicle clearly visible to other drivers
- No unintended rolling away: the automatic parking brake is activated as soon as the truck is stationary

Environmental Responsibility

- Long-lasting and energy-saving LED lamps
- Low wear and long service intervals of 1,000 operating hours
- High durability of the tractor battery through easy maintenance: Battery's acid level is monitored and shown in the display
- Blue-Q efficiency mode saves up to 10 per cent energy at the press of a button with no loss of performance
- Over 95 percent of all installed materials are recyclable

LTX Electric Tractor and Transporter Equipment Variants



		LTX 70	LTX-T 08
Driver's cab	Sprung and cushioned chassis	●	●
	Integrated storage facilities, drink holder	●	●
	LCD display to show active operating statuses	●	●
	Adjustable steering column	●	●
	12 V vehicle socket	●	●
	Sprung driver's seat, adjustable to truck length and weight	●	●
	Sprung driver's seat, adjustable to truck length and weight, with seat heating	○	○
	Lap belt for driver's seat	○	○
	Removable clipboard	○	○
	Driver's cab, height 2,070 mm	○	○
	Weather protection, height 2,070 mm	○	○
	Load protection grid to secure the load in the direction of travel	○	●
	Ventilator in the cab	○	○
	Display in km/h	●	●
Display in mph	○	○	
Drives	Maintenance-free drive motor	●	●
	Fully enclosed drive motor	●	●
Brake	Integral current and temperature sensors for function monitoring	●	●
	Regenerative braking system	●	●
	Energy recovery when braking	●	●
Safety and performance	Hydraulic operating brake	●	●
	Automatic parking brake	●	●
	FleetManager: access authorisation, shock detection, reports	○	○
	PIN code access, keyless, with rotary control	○	○
	Lighting in accordance with German Road Traffic Licensing Regulation	○	○
	Display of ramp angle in % for travel on inclines and gradients STILL Ramp Indicator	●	●
	Incline start assistant	●	●
	Working lights	○	○
	Lighting unit set high at rear	○	○
	Steering angle-dependant speed control	○	○
Battery system	Speed selector switch to limit the max. forward speed preset to 20/12 km/h	●	●
	Reversing device to rear right and left	○	○
	Lashing eyes on the platform	○	●
	Tarpaulin and roof arch construction	—	○
	Battery changing with changing frame and pallet truck	●	●
Additional equipment	Lateral battery changing with roller track	○	○
	Battery bridge for lateral battery removal and replacement	○	○
	Built-in charger	○	○
	Additional exterior battery socket	○	○
	Protective skirting at front	○	○
	Trailer coupling with 3 levels at rear	●	●
	Electrically unlocked trailer coupling at rear	○	○
	Trailer coupling at front	○	○
Data terminal and printer for preparation	○	○	
Device holder for the installation of raised lighting units	○	○	
Fastening clamp for terminal, clipboard, mirror and boarding aid	○	○	
Hydraulic supply to operate hydraulically driven tigger train trailer	○	○	
Pedestrian operation for easy order picking	○	○	

● Standard ○ Option — Not available



STILL GmbH
Berzeliusstr. 10
22113 Hamburg
Germany

Tel.: +49 40 73 39 20 00

Fax: +49 40 73 39 20 01

info@still.de

For further information please visit

www.still.eu

STILL is certified in the following areas: Quality management, occupational safety, environmental protection and energy management.

